

How to translate your texts automatically?

The eGO user has the opportunity to automatically translate the texts he wants and publish them on the website.

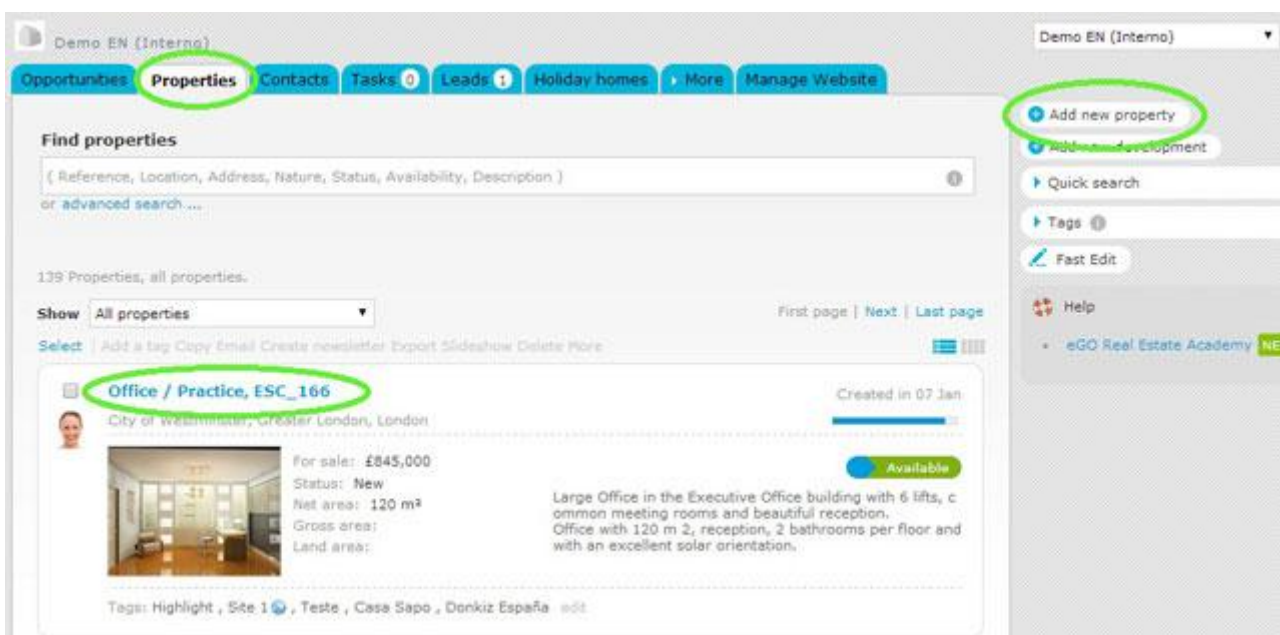
The automatic translation feature will only translate the texts that are exported to the website.

Automatic translations are applied to the languages available on your website. To find more languages you should go to the shop and purchase the language you want.

Note: The translator is not 100% accurate, as any other automatic translator, therefore, we advise you to review all the translations.

To translate texts, for example, the description of a property, take the following steps.

1. Select the '**Properties**' tab and click '**Add new property**' on the right menu or edit an existing one;



The screenshot displays the eGO Academy software interface. At the top, there is a navigation bar with tabs: 'Opportunities', 'Properties', 'Contacts', 'Tasks', 'Leads', 'Holiday homes', 'More', and 'Manage Website'. The 'Properties' tab is highlighted with a green circle. On the right side, there is a vertical menu with options: 'Add new property', 'Add new development', 'Quick search', 'Tags', 'Fast Edit', and 'Help'. The 'Add new property' option is also highlighted with a green circle. The main content area shows a search bar for properties, followed by a list of 139 properties. The first property listed is 'Office / Practice, ESC_166', which is highlighted with a green circle. The property details include: 'City of Westminster, Greater London, London', 'For sale: £845,000', 'Status: New', 'Net area: 120 m²', 'Gross area:', and 'Land area:'. There is also a description: 'Large Office in the Executive Office building with 6 lifts, common meeting rooms and beautiful reception. Office with 120 m², reception, 2 bathrooms per floor and with an excellent solar orientation.' and a status indicator 'Available'.


2. Open the property register by clicking on 'Edit this property';

Demo EN (Interno)

Opportunities **Properties** Contacts Tasks 0 Leads 1 Holiday homes More Manage Website

Office / Practice, ESC_166 Profile completed: 91% [edit](#) [edit this property](#)

City of Westminster, Greater London, London

 For sale: **£845,000**
[View in website Site 1 \(Short url \)](#)





Description:
Large Office in the Executive Office building with 6 lifts, common meeting rooms and beautiful reception.
Office with 120 m 2, reception, 2 bathrooms per floor and with an excellent solar orientation.

Features:
Air Conditioning, City Center, Cleaning Service(Weekly), Video Intercom(2), Shopping Center, Pre-wire for Internet, Lobby

Exports to sites:
Site 1, Casa Sapo, Casa IOL, Trovit Spain, Donkiz Spain, Other Portals

Status: **New**
Availability: **Available**
Condition: **Excellent**
Net area: **120 m²**
Number of floors: **2**
Created by:
Created in: **07 January**

Photos [slideshow](#) [edit](#) [download](#)

3. Inside the property register, go to **'More info'** and in the **'Description'** field write the property description in English.

Note: Check if the flag next to the **'Description'** field is the British one.

▼ More info

Title English (United Kingdom) 


Description English (United Kingdom) 


Large Office in the Executive Office building with 6 lifts, common meeting rooms and beautiful reception. Office with 120 m 2, reception, 2 bathrooms per floor and with an excellent solar orientation.

Restraints
Financing

4. After entering the property description, click on the flag and select the **'Automatic translate'** option. The text will be translated to all available languages.

▼ More info

Title English (United Kingdom) 

Description English (United Kingdom) 

Large Office in the Executive Office building with 6 lifts, common meeting rooms and beautiful reception. Office with 120 m 2, reception, 2 bathrooms per floor and with an excellent solar orientation.







Restraints
Financing

▼ Location

Country United Kingdom

District London

Town Greater London

- English (United Kingdom) 
- Catalan (Spain) 
- Spanish (Spain) 
- Portuguese (Portugal) 
- Portuguese (Brazil) 
- Automatic translate 

5. To verify the translation of your text, click on the flag again and choose the language you want.

The screenshot shows a form with a language selection dropdown menu. The dropdown is open, showing the following options: English (United Kingdom) (checked), Catalan (Spain), Spanish (Spain), Portuguese (Portugal) (circled in green), Portuguese (Brazil), and Automatic translate. The background form shows fields for Title, Description, Location (Country, District, Town), and Restraints/Financing.

Note: If you want to add descriptions manually, you must pick the flag of the language you want and write the description.

6. When you choose the other country's flag, you'll see the description translated;

The screenshot shows the same form as above, but with the language selection dropdown set to Portuguese (Portugal). The description field now contains the translated text: "Amplu escritório em prédio executivo com 6 elevadores, salas de reuniões comuns e belíssima recepção. Escritório de 120m2, com recepção, 2 wc's por andar e com excelente orientação solar." The description field is circled in green.

7. When you finish, click **'Save property'**.



Learn more at: <http://academy.egorealestate.com>

Questions: support@egorealestate.com